



Frivolité et dentelle lilas lace

COMB

TATTING SHUTTLE EXPERIENCE

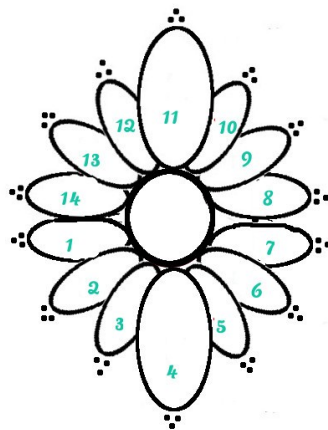
Basic tating experience, pearl on ring, interlocking rings

LIST OF SUPPLIES NEEDED


Two shuttles, a hook, thread size 40, fine rocaille pearls (I use: 15/0 Miyuki and Toho), 1 pearl 6mm size

DIAGRAM

Motif 1



Motif 2



ABBREVIATIONS

PP Little picot for join


••• 3 perles

DF Double stich without no tipping (knot used in the second part of split ring)


This model is protected by Copyright and cannot be sold or distribute.

INSTRUCTIONS


MOTIF 1

Ring 1 : 6 - PP- 6  6 - PP - 6


Chain : 1DF

Ring 2 : 6 - PP- 6  6 - PP - 6

Chain : 1DF

Ring 3 : 6 - Join to ring 1 passing through ring 2 - 6  6 - PP - 6


Chain : 1DF

Ring 4 : 6 - Join to ring 2 passing through ring 3 - 10  10 - PP - 6


Chain : 1DF

Ring 5 : 6 - Join to ring 3 **behind** ring 4 - 6  6 - PP - 6


Chain : 1DF

Ring 6 : 6 - Join to ring 4 passing through ring 5 - 6  12

Chain : 1DF

Ring 7 : 6 - Join to ring 5 passing through ring 6 - 6  6 - PP - 6


Chain : 1DF

Ring 8 : 6 - Join to ring 8 - 6  6 - PP - 6


Chain : 1DF

Ring 9 : 12  6 -  - 6


Chain : 1DF

Ring 10 : 6 - Join to ring 8 passing through ring 9- 6  6 - PP - 6


Chain : 1DF

Ring 11 : 6 - Join to ring 9 passing through ring 10 - 10  6 - PP - 10


Chain : 1DF

Ring 12 : 6 - Join to ring 10 passing behind ring 11 - 6  6 - PP - 6

Chain : 1DF

Ring 13 : 6 – Join to ring 11 passing through ring 12- 6  12


Chain : 1DF

Ring 14 : 6 – Join to ring 12 passing through ring 13- 6  6 – Join to ring 1 - 6


Chain : 1DF Join

Sew the bead.
Make finishes.


MOTIF 2

Ring 1 : 6 - PP- 8  8 - PP - 6


Chain : 1DF

Ring 2 : 6 – PP- 8  8 - PP - 6


Chain : 1DF

Ring 3 : 6 – Join to ring 1 passing through ring 2 - 8  8 - PP - 6


Chain : 1DF

Ring 4 : 6 – Join to ring 2 passing through ring 3 - 8  8 - PP - 6


Chain : 1DF

Ring 5 : 6 – Join to ring 3 passing through ring 4 - 12  12 - PP - 6


Chain : 1DF

Ring 6 : 6 – Join to ring 4 passing behind ring 5 - 8  8 - PP - 6


Chain : 1DF

Ring 7 : 6 – Join to ring 5 passing through ring 6 - 8  8 - PP - 6


Chain : 1DF

Ring 8 : 6 – Join to ring 6 passing through ring 7 - 8  8 - PP - 6

Chain : 1DF


Ring 9 : 6 – Join to ring 7 passing through ring 8 - 8  8 - PP - 6

Chain : 1DF


Ring 10 : 6 – Join to ring 8 passing through ring 9 - 12  12 - PP - 6

Chain : 1DF


This model is protected by Copyright and cannot be sold or distribute.

Ring 11 : 6 – Join to ring 9 passing behind ring 10 - 8  8 - PP - 6


Chain : 1DF

Ring 12 : 6 – Join to ring 10 passing through ring 11 - 8  8 - PP - 6


Chain : 1DF

Ring 13 : 6 – Join to ring 11 passing through ring 12 - 8  8 - PP - 6


Chain : 1DF

Ring 14 : 6 – Join to ring 12 passing through ring 11 - 8  8 - PP - 6


Chain : 1DF

Ring 15 : 6 – Join to ring 13 passing through ring 14 - 12  12 - PP - 6


Chain : 1DF

Ring 16 : 6 – Join to ring 14 passing behind ring 15 - 8  8 - PP - 6


Chain : 1DF

Ring 17 : 6 – Join to ring 15 passing through ring 16 - 8  8 - PP - 6


Chain : 1DF

Ring 18 : 6 – Join to ring 16 passing through ring 17 - 8  8 - PP - 6

Chain : 1DF

Ring 19 : 6 – Join to ring 17 passing through ring 18 - 8  8 – join to ring 1 - 6


Chain : 1DF

Ring 20 : 6 – Join to ring 18 passing behind ring 19 - 12  12 – join to ring 2 - 6

Chain : 1DF – Join

Make finishes.

The motif 2 must be sewn on the motif 1. It is then sewn to the comb.



This model is protected by Copyright and cannot be sold or distribute.



This model is protected by Copyright and cannot be sold or distribute.